
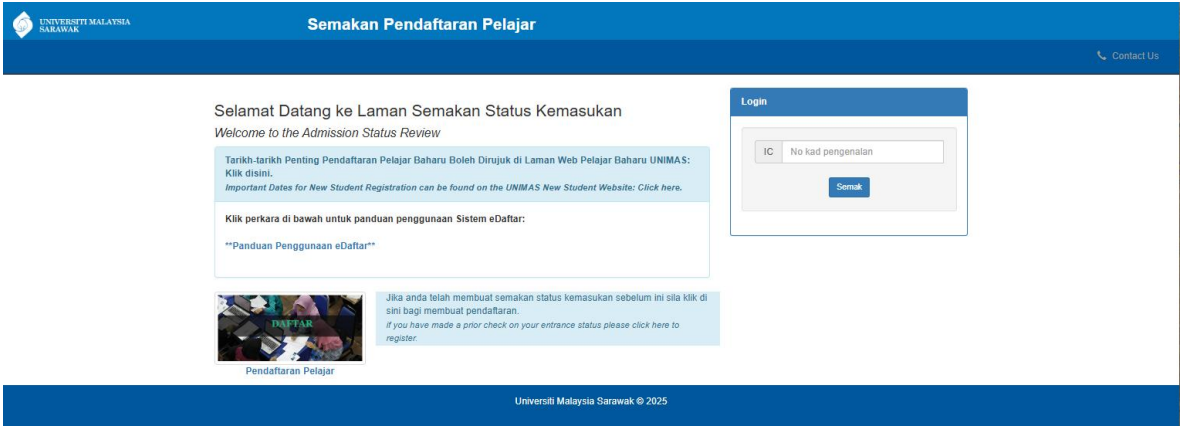
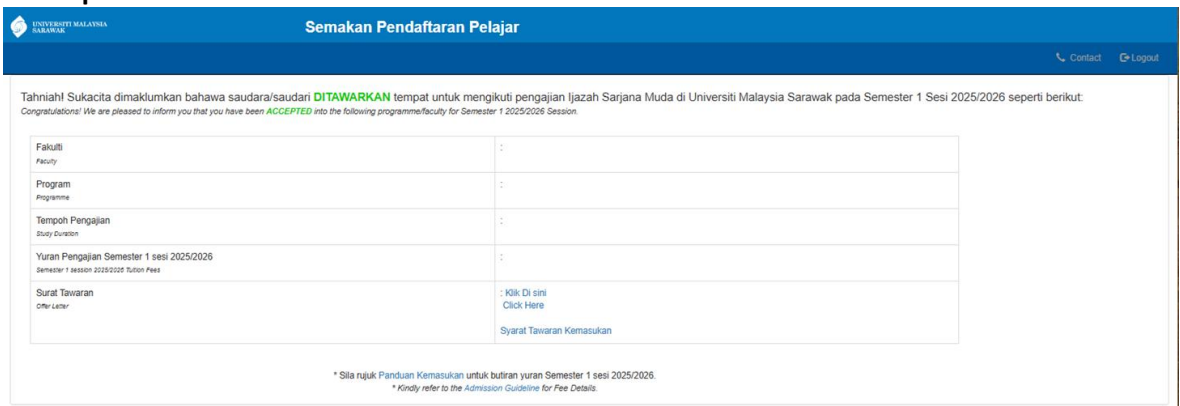


PANDUAN PENGGUNAAN SISTEM EDAFTAR

SEMAKAN TAWARAN

<p>Perkara</p> <p>Sistem tutup</p>	<p style="text-align: center;">Paparan</p>  <p>Selamat Datang ke Laman Semakan Status Kemasukan <i>Welcome to the Admission Status Review</i></p> <p>Tarikh-tarikh Penting Pendaftaran Pelajar Baharu Boleh Dirujuk di Laman Web Pelajar Baharu UNIMAS: Klik disini. <i>Important Dates for New Student Registration can be found on the UNIMAS New Student Website: Click here.</i></p> <p>Klik perkara di bawah untuk panduan penggunaan Sistem eDaftar: **Panduan Penggunaan eDaftar**</p> <p>Jika anda telah membuat semakan status kemasukan sebelum ini sila klik di sini bagi membuat pendaftaran. <i>If you have made a prior check on your entrance status please click here to register.</i></p> <p>Pendaftaran Pelajar</p> <p>Universiti Malaysia Sarawak © 2025</p>															
<p>Sistem dibuka</p>	<p>1. Log masuk</p>  <p>Selamat Datang ke Laman Semakan Status Kemasukan <i>Welcome to the Admission Status Review</i></p> <p>Tarikh-tarikh Penting Pendaftaran Pelajar Baharu Boleh Dirujuk di Laman Web Pelajar Baharu UNIMAS: Klik disini. <i>Important Dates for New Student Registration can be found on the UNIMAS New Student Website: Click here.</i></p> <p>Klik perkara di bawah untuk panduan penggunaan Sistem eDaftar: **Panduan Penggunaan eDaftar**</p> <p>Jika anda telah membuat semakan status kemasukan sebelum ini sila klik di sini bagi membuat pendaftaran. <i>If you have made a prior check on your entrance status please click here to register.</i></p> <p>Pendaftaran Pelajar</p> <p>Universiti Malaysia Sarawak © 2025</p> <p>2. Paparan maklumat tawaran</p>  <p>Tahniah! Sukacita dimaklumkan bahawa saudara/saudari DITAWARKAN tempat untuk mengikuti pengajian Ijazah Sarjana Muda di Universiti Malaysia Sarawak pada Semester 1 Sesi 2025/2026 seperti berikut. <i>Congratulations! We are pleased to inform you that you have been ACCEPTED into the following programme/faculty for Semester 1 2025/2026 Session.</i></p> <table border="1" data-bbox="402 1451 1337 1659"><tr><td>Fakulti <i>Faculty</i></td><td>:</td><td></td></tr><tr><td>Program <i>Programme</i></td><td>:</td><td></td></tr><tr><td>Tempoh Pengajian <i>Study Duration</i></td><td>:</td><td></td></tr><tr><td>Yuran Pengajian Semester 1 sesi 2025/2026 <i>Semester 1 session 2025/2026 Tuition Fee</i></td><td>:</td><td></td></tr><tr><td>Surat Tawaran <i>Offer Letter</i></td><td>:</td><td>Klik Di sini Click Here Syarat Tawaran Kemasukan</td></tr></table> <p>* Sila rujuk Panduan Kemasukan untuk butiran yuran Semester 1 sesi 2025/2026. <i>* Kindly refer to the Admission Guideline for Fee Details.</i></p> <p>Pengesahan Penerimaan Tawaran : <i>Confirmation of Acceptance:</i></p> <p><input type="radio"/> Saya menerima tawaran ini. Mohon jelaskan perkara-perkara yang perlu saya lakukan selepas ini. <i>I accept the offer. I am ready to proceed with the next step.</i></p> <p><input type="radio"/> Saya menolak tawaran ini. Saya faham bahawa saya TIDAK BOLEH mengubah keputusan ini dan TIDAK AKAN DITAWARKAN tempat di Universiti Awam yang lain. <i>I reject the offer. I understand that my decision is final and that I will not be offered a programme in any other public university.</i></p> <p>Saya menolak tawaran ini kerana : <i>I turn down this offer because</i></p> <p>Sila Nyatakan Alasan</p> <p><input type="radio"/> Saya belum dapat membuat keputusan. Saya akan kembali ke laman ini setelah keputusan dicapai. <i>I have not made a decision yet. I will return to this site after a decision is made.</i></p> <p>OK</p> <p>Universiti Malaysia Sarawak © 2025</p>	Fakulti <i>Faculty</i>	:		Program <i>Programme</i>	:		Tempoh Pengajian <i>Study Duration</i>	:		Yuran Pengajian Semester 1 sesi 2025/2026 <i>Semester 1 session 2025/2026 Tuition Fee</i>	:		Surat Tawaran <i>Offer Letter</i>	:	Klik Di sini Click Here Syarat Tawaran Kemasukan
Fakulti <i>Faculty</i>	:															
Program <i>Programme</i>	:															
Tempoh Pengajian <i>Study Duration</i>	:															
Yuran Pengajian Semester 1 sesi 2025/2026 <i>Semester 1 session 2025/2026 Tuition Fee</i>	:															
Surat Tawaran <i>Offer Letter</i>	:	Klik Di sini Click Here Syarat Tawaran Kemasukan														

2.1 Menerima tawaran:

UNIVERSITI MALAYSIA SARAWAK Semakan Pendaftaran Pelajar Contact Logout

Tahniah! Kami amat berbesar hati di atas keputusan anda untuk menerima tawaran ini.
Congratulations! We appreciate your decision to accept the offer.

Bagi menyempurnakan proses pendaftaran, sila pastikan kepatuhan berikut dipatuhi sebelum mendaftar.
To complete the registration process, please ensure you follow these requirements in advance.

Sila klik perkara-perkara di bawah untuk maklumat lanjut.
Please click items below for further information.

- Ceklist surat tawaran anda. Anda perlu membeza surat tawaran ini pada hari pendaftaran kelak.
Check your offer letter. You should bring along this letter when on the day of registration.
 - Surat Tawaran
Offer Letter
- Baca dan ikut petunjuk yang diiktirafkan dalam Syarat Tawaran Kemahasiswaan.
Read and follow the guidelines outlined in the Admission Offer Conditions.
 - Panduan Syarat Tawaran Kemahasiswaan
Admission Offer Conditions Guidebook
- Sila alamatkan bayaran yang berkaitan dengan pendaftaran anda.
Please refer to the UNISA4 new student website for information on the start date of the payment.

Jumlah Bayaran Total Payment:	RM9,336.00
----------------------------------	------------

Sila rujuk laman web Pelajar Baharu UNISA4 bagi maklumat lanjut mengenai pembayaran.
Please refer to the UNISA4 new student website for information on the start date of the payment.

Pastikan anda memotong (bagi pembayaran melalui perbankan internet) dan menyimpan slip bank anda. Anda perlu membeza slip bank pada hari pendaftaran kelak.
Payment must be internet banking, ensure that you have a printout of the bank slip. You will need to produce the printout as proof of payment on registration day.
Payment via a Payment UNISA4, please log on to [https://sarawak.unima.my/registration](#)

Saya akan melaksanakan semua perkara di atas dan akan kembali semula mendaftar dalam tempoh ditetapkan.
I will carry out all the matters mentioned above and will return to complete the registration within the stipulated period.

Saya tidak melaksanakan semua perkara di atas dan akan mendaftar selanjutnya.
I have completed all the matters mentioned above and will proceed to register now.

Proceed

Universiti Malaysia Sarawak © 2025

2.2 Tangguh terima:

UNIVERSITI MALAYSIA SARAWAK Semakan Pendaftaran Pelajar Contact Logout

Anda telah memilih untuk menangguhkan keputusan anda.
You have chosen to DEFER your decision.

Anda perlu kembali ke halaman semakan untuk mengesahkan penerimaan tawaran.
Sila ambil perhatian terhadap tarikh penting pendaftaran yang terdapat di Laman Web Pelajar Baharu (Klik disini)
Sekiranya anda tidak mengesahkan pilihan dan tidak mendaftar mengikut tarikh yang ditetapkan, tawaran ini akan DIBATALKAN SECARA AUTOMATIK.

You must return to the verification page to confirm your acceptance of the offer.
Please take note of the important registration dates provided on the New Student Website (Click here)
Failure to confirm your choice and register within the stipulated dates will result in your offer being AUTOMATICALLY CANCELLED.

Selamat Maju jaya!
Best wishes!

Universiti Malaysia Sarawak © 2025

2.3 Menolak tawaran:

UNIVERSITI MALAYSIA SARAWAK Semakan Pendaftaran Pelajar Contact Logout

Anda telah memilih untuk menolak tawaran ini.
You have chosen to REJECT this offer.

Dengan itu, tawaran ini secara mutakhirnya DIBATALKAN. Walau bagaimanapun, kami mengalu-alukan sekiranya anda berhasrat untuk memohon ke universiti ini pada masa hadapan.
With that, this offer is CANCELLED. However, we welcome your intention to pursue your study here in the near future.

Selamat Maju jaya!
Best wishes!

Universiti Malaysia Sarawak © 2025

Transaction failed:


UNIVERSITI MALAYSIA SARAWAK Semakan Pendaftaran Pelajar Contact Logout

Harap maaf, transaksi anda tidak berjaya dilaksanakan.
Sorry, your transaction was not successful.

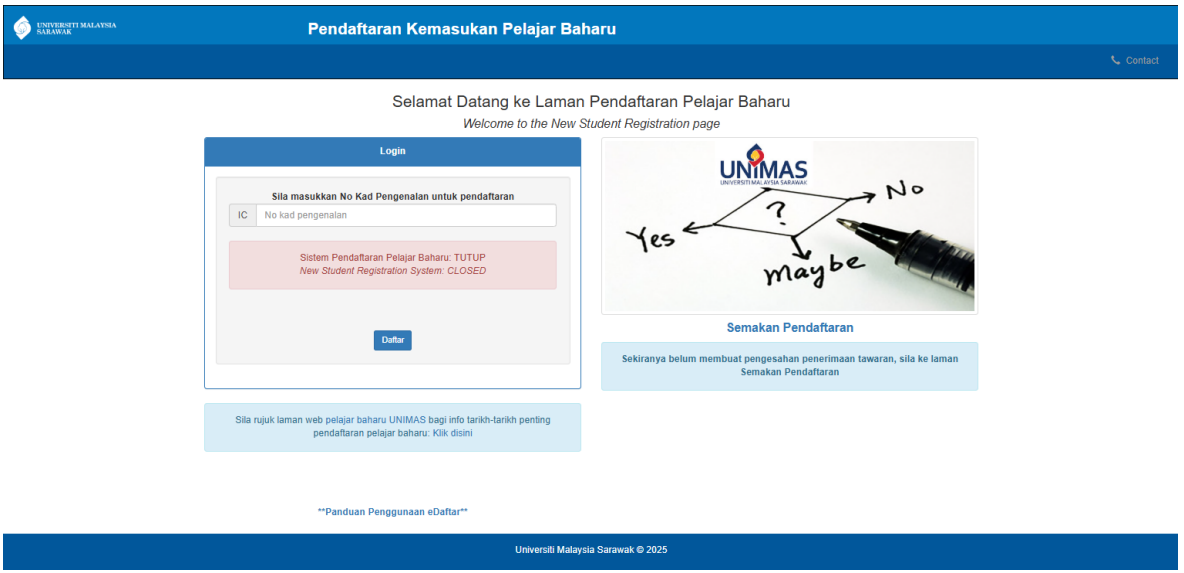
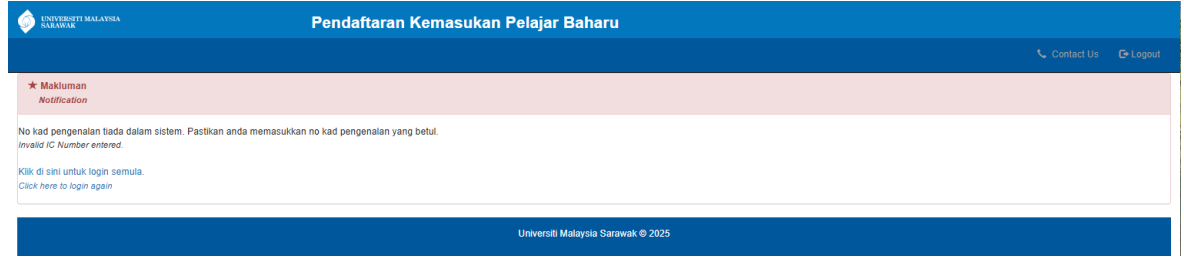
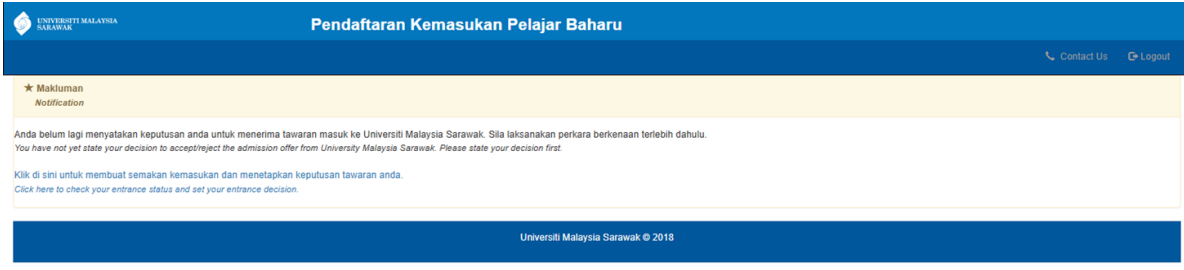
Sila cuba sekali lagi.
Please try again.

Sekiranya masalah ini persist, sila hubungi kami di talian 082-581388/1688/1988 sambungan 1166/1165/1063/1056
If the problem persists, please call us at 082-581388/1688/1988 sambungan 1166/1165/1063/1056

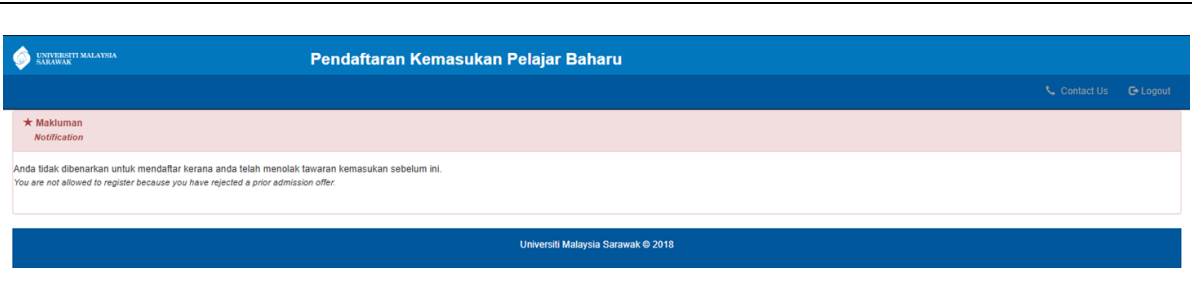
Selamat Maju jaya!
Best wishes!

	<p>Session expired:</p> 
--	-------------------------------------------------------------------------------------------------------------------

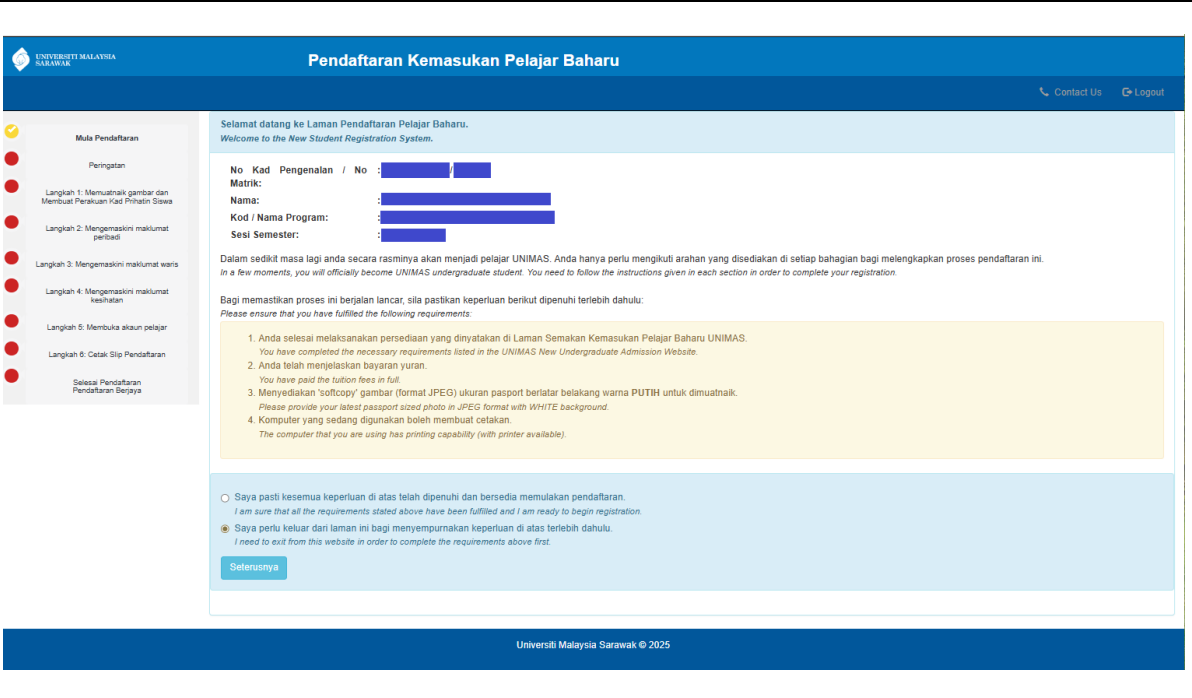
PENDAFTARAN

Perkara	Paparannya
<p>Sistem tutup</p>	
<p>Maklumat No. KP tiada dalam data calon</p>	
<p>Belum melakukan pengesahan penerimaan tawaran</p>	

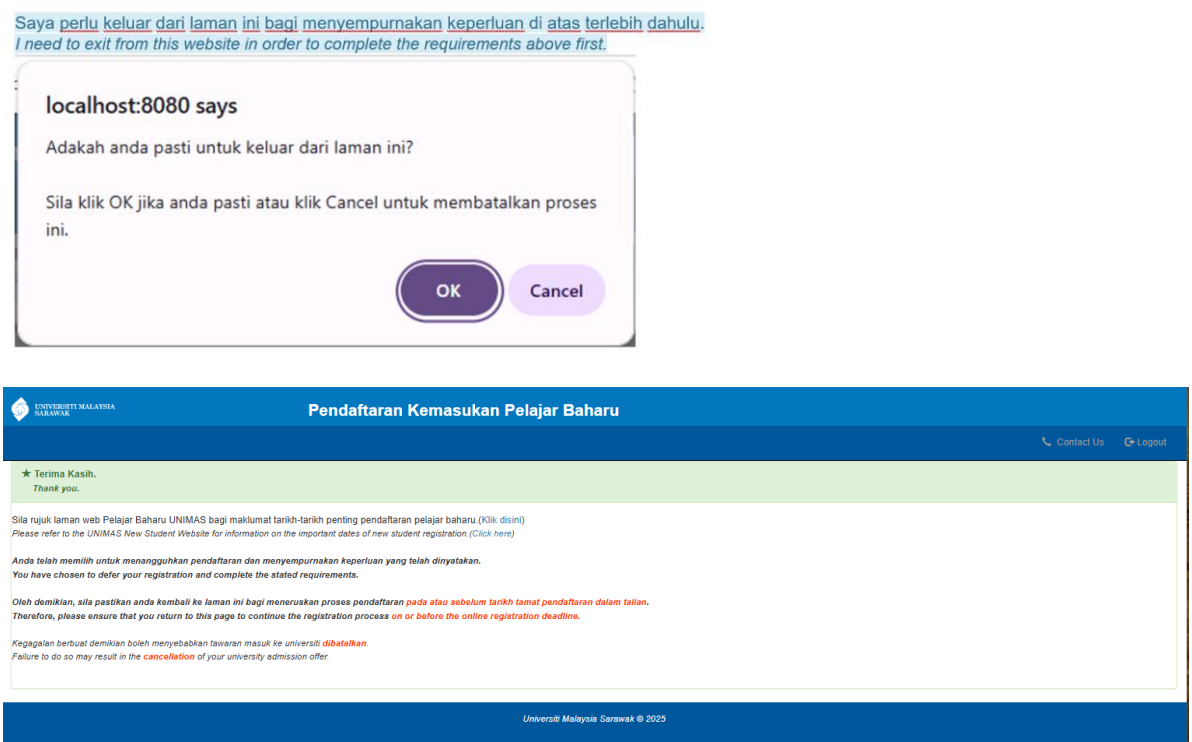
Telah menolak tawaran



Mula pendaftaran



Sekiranya membuat pilihan:



Saya pasti kesemua keperluan di atas telah dipenuhi dan bersedia memulakan pendaftaran.
I am sure that all the requirements stated above have been fulfilled and I am ready to begin registration.

localhost:8080 says

Adakah anda pasti semua keperluan yang dinyatakan telah dipenuhi dan anda telah bersedia memulakan proses pendaftaran?

Sila klik OK jika anda pasti atau klik Cancel untuk membatalkan proses ini.

OK

Cancel

UNIVERSITI MALAYSIA SARAWAK

Pendaftaran Kemasukan Pelajar Baharu

Contact Us Logout

- Mula Pendaftaran
- Peringatan
- Langkah 1: Mengemaskini maklumat peribadi
- Langkah 2: Mengemaskini maklumat waris
- Langkah 3: Mengemaskini maklumat kesihatan
- Langkah 4: Membuka akaun pelajar untuk mendapatkan akses kepada Sistem Universiti dan peraturan UNIMAS ICT Code Of Conduct
- Langkah 5: Memuatnaik gambar dan Membuat Perakuan Kad Prihatin Siswa
- Langkah 6: Cetak Slip Pendaftaran
- Selesai Pendaftaran Pendaftaran Berjaya

Peringatan Reminder

Sila lengkapkan 6 langkah berikut bagi memudahkan proses pendaftaran.
Please complete the following 6 steps to facilitate the registration process:

- Mengemaskini maklumat peribadi
Update personal information
- Mengemaskini maklumat waris
Update beneficiary information
- Mengemaskini maklumat kesihatan
Update medical information
- Membuka akaun pelajar untuk mendapatkan akses kepada Sistem Universiti dan peraturan UNIMAS ICT Code Of Conduct
Create student account to gain access to the University System and giving consent on UNIMAS ICT Code Of Conduct
- Memuatnaik gambar dan membuat perakuan Kad Prihatin Siswa
Upload picture and giving consent on Kad Prihatin Siswa
- Membuat cetakan slip pendaftaran
Print registration slip

Pastikan semua maklumat yang diberikan adalah tepat dan benar tanpa kesalahan atau kecuaiannya kerana ini boleh menyebabkan pendaftaran anda dibatalkan.
Please make sure that all information provided is accurate and true without any mistake or inaccuracy, as this may result in the cancellation of your registration.

Sila ambil maklum bahawa anda tidak akan dapat mengakses laman ini setelah pendaftaran selesai.
Please be aware that you will not be able to access this page after registration is complete.

Tangguh Pendaftaran Seterusnya

Universiti Malaysia Sarawak © 2025

Tangguh pendaftaran

localhost:8080 says

Anda ingin menangguhkan pendaftaran?

Sila klik OK jika anda ingin menangguhkan pendaftaran atau klik Cancel untuk membatalkan proses ini.

OK

Cancel

UNIVERSITI MALAYSIA SARAWAK

Pendaftaran Kemasukan Pelajar Baharu

Contact Us Logout

★ Terima Kasih.
Thank you.

Sila rujuk laman web Pelajar Baharu UNIMAS bagi maklumat tarikh-tarikh penting pendaftaran pelajar baharu. (Klik disini)
Please refer to the UNIMAS New Student Website for information on the important dates of new student registration. (Click here)

Anda telah memilih untuk menangguhkan pendaftaran dan menyempurnakan keperluan yang telah dinyatakan.
You have chosen to defer your registration and complete the stated requirements.

Oleh demikian, sila pastikan anda kembali ke laman ini bagi meneruskan proses pendaftaran pada atau sebelum tarikh tamat pendaftaran dalam talian.
Therefore, please ensure that you return to this page to continue the registration process on or before the online registration deadline.

Kegagalan berbuat demikian boleh menyebabkan tawaran masuk ke universiti dibatalkan.
Failure to do so may result in the cancellation of your university admission offer.

Universiti Malaysia Sarawak © 2025

Langkah 1

Pendaftaran Kemasukan Pelajar Baharu

Sila masukkan maklumat peribadi anda pada ruangan yang disediakan.
Please enter your personal details.

Name: _____
Nama: _____
No. KP/IC No.: _____
No. Pasport/Passport No.: Your Passport Number
Alamat Tetap/Permanent Address: Street Name 1, Street Name 2, Postcode, City, State (Pilih Negeri), Country (Pilih Negara)
Kod Daerah/State Code: State (Pilih Daerah)
No. Tel. Bimbit/HP No.: Your Phone Number
No. Tel. Rumah/Home No.: Your Home Number
Email:
Emel/Email:
Em. Anak-beranda/No. of Sibling: No. of Sibling
Jenis Kelamin/Sex:
NO. TEL. BIMBIT/HP No.: _____
NO. TEL. RUMAH/Home No.: _____
Emel/Email:
Emel/Email:
Em. Anak-beranda/No. of Sibling:
Jenis Kelamin/Sex:
 Saya mengesahkan maklumat di atas adalah tepat dan benar.
I hereby verify that the above information is accurate and correct.

Langkah 2

Universiti Malaysia Sarawak © 2025

Langkah 2

Pendaftaran Kemasukan Pelajar Baharu

Sila masukkan maklumat warden anda pada ruangan yang disediakan.
Kindly complete your beneficiary's information below.

Maklumat Waris/Beneficiary Information

Name: Beneficiary's Name
No. KP/IC No.: IC Number
Pekerjaan/Occupation: _____
Pendapatan Sebulan (RM)/Income (RM): Income
Hubungan/Relationship: Choose Relationship
Jumlah Pendapatan/Range of Income: Choose Income Ratio
Bilangan Tergantung/No. of Dependents: Choose No. of dependents
Alamat Tetap/Permanent Address: Street Name 1, Street Name 2, Postcode, City, State, Country
No. Tel. Kecemasan/Emergency Contact No.: Emergency contact Number
No. Tel. Bimbit/HP No.: Mobile Number

Maklumat Bapa/Father's Information

Name: Father's Name
No. KP/IC No.: IC Number
Warganegara/Citizens: Choose Citizens
Bangsa/Race: Choose Race
Agama/Religion: Choose Religion
No. Tel. Bimbit/HP No.: HP Number
Pekerjaan/Occupation: Occupation
Pendapatan Bapa (RM)/Father's Income (RM): Number Only

Maklumat Ibu/Mother's Information

Name: Mother's Name
No. KP/IC No.: IC Number
Warganegara/Citizens: Choose Citizens
Bangsa/Race: Choose Race
Agama/Religion: Choose Religion
No. Tel. Bimbit/HP No.: HP Number
Pekerjaan/Occupation: Occupation
Pendapatan Ibu (RM)/Mother's Income (RM): Number Only

Saya mengesahkan maklumat di atas adalah tepat dan benar.
I hereby verify that the above information is accurate and correct.

Langkah 3

Universiti Malaysia Sarawak © 2025

Langkah 3

UNIVERSITI MALAYA SARAWAK

Pendaftaran Kemasukan Pelajar Baharu

Contact Us | Logout

Mula Pendaftaran
Peringatan
Langkah 1: Mengemaskini maklumat peribadi
Langkah 2: Mengemaskini maklumat waris
Langkah 3: Mengemaskini maklumat kesihatan
Langkah 4: Membuka akaun pelajar untuk mendapatkan akses kepada Sistem Universiti dan peraturan UNIMAS ICT Code Of Conduct
Langkah 5: Memuat naik gambar dan Membuat Peraturan Kad Pribadi Siswa
Langkah 6: Cetak Slip e-Kaftar Mail Turun Slip Pendaftaran
Selesai Pendaftaran Pendaftaran Berjaya

Maklumat Kesihatan / Medical Information

Sila pilih jenis darah:
Please select your blood type

Sila tandakan masalah kesihatan yang anda alami. Jika tiada dalam pilihan, sila nyatakan pada bahagian Lain-lain. Sila pilih "Tiada Masalah Kesihatan" sekiranya anda tiada sebarang masalah kesihatan.
Please state any health problems you are experiencing, if it is not on the selection list, please state it under the "Others" category. Select "No Health Problem" if you do not have any health problems.

<input type="checkbox"/> Tiada Masalah Kesihatan No Health Problems	<input type="checkbox"/> Penyakit Bajik Lahir atau Baka Genetic Diseases	<input type="checkbox"/> Darah Cancer
<input type="checkbox"/> Alahan / Alergi kepada Ubat atau Makanan Food/Medicine Allergies	<input type="checkbox"/> Baluk Kiering Tuberculosis	<input type="checkbox"/> Sakit Jwa / Mental Mental Illness
<input type="checkbox"/> Ketagihan Dadah Drug Abuse	<input type="checkbox"/> Epilepsi, Sawan, Angin Ahmar, Penyakit Saraf Epilepsy (Seizure)	<input type="checkbox"/> Kencing Manis Diabetes
<input type="checkbox"/> Hepatitis B Hepatitis B	<input type="checkbox"/> Darah Tinggi High Blood	<input type="checkbox"/> Sejarah Pembedahan With Surgery History
<input type="checkbox"/> Jantung atau Salur Darah Heart Diseases	<input type="checkbox"/> Kecacatan Anggota, Panoindera Handicap	<input type="checkbox"/> Lelah atau Asma Asthma
<input type="checkbox"/> Merokok Smoking	<input type="checkbox"/> Sakit Buah Pinggang Kidney Diseases	<input type="checkbox"/> Mengandung Pregnant
<input type="checkbox"/> AIDS, HIV AIDS, HIV	<input type="checkbox"/> Tuli atau Sakit Kulit Tuberculosis or Skin Disease	<input type="checkbox"/> Masalah Tulang Belakang, Sendi atau Otot Spine, Joint or Muscle Problems

Lain-lain:
Others:

Adakah anda "vegetarian":
Oya / Tidak
Are you a vegetarian: Yes / No

Saya mengesahkan maklumat di atas adalah tepat dan benar.
I hereby verify that the above information is accurate and correct.

Langkah 4

Universiti Malaysia Sarawak © 2025

Langkah 4

UNIVERSITI MALAYA SARAWAK

Pendaftaran Kemasukan Pelajar Baharu

Contact Us | Logout

Mula Pendaftaran
Peringatan
Langkah 1: Mengemaskini maklumat peribadi
Langkah 2: Mengemaskini maklumat waris
Langkah 3: Mengemaskini maklumat kesihatan
Langkah 4: Membuka akaun pelajar untuk mendapatkan akses kepada Sistem Universiti dan peraturan UNIMAS ICT Code Of Conduct
Langkah 5: Memuat naik gambar dan Membuat Peraturan Kad Pribadi Siswa
Langkah 6: Cetak Slip Pendaftaran
Selesai Pendaftaran Pendaftaran Berjaya

Membuka akaun pelajar untuk mendapatkan akses kepada Sistem Universiti dan peraturan UNIMAS ICT Code Of Conduct

MEMBUKA AKAUN PELAJAR: Create Student Account

Akaun pelajar adalah akaun yang digunakan bagi tujuan Pendaftaran Pelajar, Pendaftaran Kursus, Semakan Keputusan Penilaian, Anjung UNIMAS serta sistem-sistem yang berkaitan. Nombor matric anda secara automatik akan dijadikan sebagai Login ID.
This account will be used for student's registration, course registration, review assessment result, UNIMAS Portal and etc. Your matric number will be automatically set as your Login ID.

Kata laluan ditetapkan mengikut Nombor Kad Pengenalan anda. Pastikan anda ingat dan hafal kata laluan yang dipaparkan kerana ia akan digunakan di sepanjang tempoh pengajian anda di UNIMAS untuk mengakses Portal Pelajar, Modul Pendaftaran Semester, Modul Pendaftaran Kursus dan sebagainya.
Your default password is Unimac/Identification Number/Passport Number.

Login ID:

Kata laluan (password):

Saya akan menjaga kerahsiaan akaun saya dan bertanggungjawab atas transaksi yang dilakukan menggunakan akaun ini.
I am fully responsible for the confidentiality of any transactions made using this account.

UNIMAS ICT Code Of Conduct

Semua pelajar dikehendaki untuk membaca dan sepenuhnya memahami kandungan UNIMAS ICT Code of Conduct dan seterusnya memperakui akan sentiasa mematuhi sepanjang tempoh pengajian anda di UNIMAS.
All students are required to read and fully understand the contents of the UNIMAS ICT Code of Conduct and subsequently certify that they will always comply with it throughout your studies at UNIMAS.



Sila klik dan baca:
Please click and read:
UNIMAS ICT Code Of Conduct

Saya mengakui telah membaca dan sepenuhnya memahami kandungan UNIMAS ICT Code of Conduct dan telah memperakui dokumen tersebut.
I acknowledge having read and fully understood the contents of the UNIMAS ICT Code of Conduct and have acknowledged the document.

Langkah 5

Universiti Malaysia Sarawak © 2025

Langkah 5



UNIVERSITI MALAYSIA SARAWAK
Contact Us | Logout

Pendaftaran Kemasukan Pelajar Baharu

Mula Pendaftaran

Peningkatan

Langkah 1: Mengemaskini maklumat peribadi

Langkah 2: Mengemaskini maklumat awam

Langkah 3: Mengemaskini maklumat kesihatan


Langkah 4: Membuka akaun pelajar untuk mendapatkan akaun kepada Sistem Universiti dan perakuan UNIMAG ICT Code Of Conduct

Langkah 5: Memuatnaik gambar dan Membuat Perakuan Kad Pitalan Siswa

Langkah 6: Cetak Slip Pendaftaran

Selesai Pendaftaran Pendaftaran Berjaya

Must Naik Gambar Kad Matrik Pelajar:
Upload Photo for Student Matric Card:




Sila pilih gambar:
Please select:

No file chosen

Maklumat Penting!!
Important!!

- Gambar yang dimuatnaik akan digunakan untuk cetakan Kad Pelajar.
The uploaded photo will be used for your Student's Card.
- Sila guna gambar terkini mengikut ukuran dan format gambar pasport, dalam format JPEG dan berlatar belakang warna PUTIH.
Please use your latest passport sized photo in JPEG format with WHITE background.

Format fail: JPEG sahaja. Saiz Maksima: 350kb. Sila muatnaik semula jika perlu pertukaran gambar.
File format: JPEG only. Maximum size: 350kb.



Background Color:
White

Resolution:
328 x 400

Image Type:
Jpg

Size:
Not More Than 350kb

- Gambar yang dibenarkan:
Photo requirement:
 - Pelajar Lelaki
Male
 - Berjaya kemeja dan bertali leher;
Formal shirt and tie;
 - Berambut pendek, kemas dan tidak menochah kolar baju.
Short and neat hair
 - Pelajar Perempuan
Female
 - Berjaya kurung, kebaya labuh, kebarung atau pakaian etnik masing-masing yang sesuai, kemas dan tidak mencolok mata;
Formal and decent attire
- Pastikan gambar yang dimuatnaik adalah BETUL bagi mengelak sebarang kesulitan dalam cetakan Kad Pelajar.
Please ensure the uploaded photo is CORRECT

English | Bahasa Melayu

CONSENT ON KAD SISWA

Kad Siswa Program ("Program") is an initiative by Ministry of Higher Education ("MOHE") under its Student Holistic Division of the Higher Education Department, in collaboration with all the public universities in Malaysia ("Universities") with the aim to implement the financial savings initiative, cashless campus, smart campus, uniform student identification and establishment of better financial eco-system for the students, management of the Universities, Perbadanan Tabung Pendidikan Tinggi Nasional ("PTPTN") and MOHE.

I hereby agree to give my consent to University Malaysia Sarawak ("University") to process and manage my personal data and/or my personal sensitive data as defined in the Personal Data Protection Act 2010, [Act 709] ("Act 709") for the purpose of implementing the Program initiative offered by RHB Islamic Bank Berhad ("Bank") to students of Universities. Additionally, I hereby give my consent and authorize the Bank to use the personal information provided by the University for the purpose of implementing the Program initiatives including the followings:

- Opening of deposits account with the Bank (Pro Savings-i Account);
- Issuance of debit card to me by the Bank (MySiswa Debit Card);
- Opening of e-wallet account or the registration for cashless payment service with the Bank's e-wallet partner or any provider of cashless payment service that collaborated with the Bank, subject to the terms and conditions to be agreed between me and the Bank's e-wallet partner and/or any provider of cashless payment service that collaborated with the Bank. Sharing of the personal information for the purpose of opening of e-wallet account stated above shall only be made after the collaboration with the said partner have been agreed with the Bank;
- I agree and authorize the Bank to debit my Pro Savings-i Account through PTPTN credit for the purpose of payment of the University's fees including any charge as advised by the University to the Bank on the date of PTPTN crediting subject to the stipulated terms and conditions. (Please consult the designated officer in charge from the Bursary Office of the University should you require further clarification)
- Any delay/non-agreement on this matter may result in delay/non-crediting of PTPTN to the account of the applicable student.

For any further disclosure on the agreement/consent/terms and conditions/product disclosure sheet, please click the following link:
[https://www.rhbgroup.com/pdf/consents.pdf \(1\) - Click here](https://www.rhbgroup.com/pdf/consents.pdf (1) - Click here)

I confirm that I have read and fully understood the content of the relevant documents prior to the accepting to be registered in this Program.
I understand and acknowledge that any arrangement and action taken by the University based on this consent shall have the same effect as if such arrangement and action is carried out by my own self.

I understand and acknowledge that the consent granted here is not conclusive and shall not absolve me from any responsibilities that are required of me pertaining to this Program and agree to be fully responsible for any arrangement and action taken by the University as long as it is not in contradiction to provisions of any acts, rules, procedures or guidelines enforced in Malaysia and also the University.

I hereby agree to accept the Program offered by the Bank which is formalized through the agreement entered between the University and the Bank.

*This consent is for the purpose of compliance to Personal Data Protection Act (Act 709)

Universiti Malaysia Sarawak © 2025

UNIVERSITI MALAYSIA SARAWAK
Contact Us | Logout

Pendaftaran Kemasukan Pelajar Baharu

Mula Pendaftaran

Peningkatan

Langkah 1: Mengemaskini maklumat peribadi

Langkah 2: Mengemaskini maklumat awam

Langkah 3: Mengemaskini maklumat kesihatan

Langkah 4: Membuka akaun pelajar untuk mendapatkan akaun kepada Sistem Universiti dan perakuan UNIMAG ICT Code Of Conduct

Langkah 5: Memuatnaik gambar dan Membuat Perakuan Kad Pitalan Siswa

Langkah 6: Cetak Slip Pendaftaran

Selesai Pendaftaran Pendaftaran Berjaya

Cetak Slip Pendaftaran
Print Registration Slip

Slip pendaftaran adalah bukti anda melakukan pendaftaran pelajar secara online. Oleh yang demikian, sila cetak, simpan dan bawa slip ini pada hari pendaftaran kelak.
Registration slip is proof that you have completed the online registration. Please print and submit this slip during registration.

Sila klik di sini bagi membuat cetakan slip pendaftaran anda.
Please click here to print your registration slip.

Saya telah mencetak slip pendaftaran dan akan membawanya pada hari pendaftaran kelak.
I have printed my registration slip and will bring it during the registration day.

KLIK di sini untuk Proses Akhir Pendaftaran | Click here for the final registration process.

Universiti Malaysia Sarawak © 2025

Selesai pendaftaran

UNIVERSITI MALAYSIA SARAWAK

Pendaftaran Kemasukan Pelajar Baharu

Contact Us Logout

★ **Tahniah! Pendaftaran anda telah berjaya.**
Congratulations! Your registration is successful.

Anda kini secara rasminya telah menjadi pelajar Universiti Malaysia Sarawak. Sila pastikan anda hadir pada hari pendaftaran Kolej Kediaman seperti yang telah ditetapkan.
You are now officially a student of Universiti Malaysia Sarawak. Please ensure that you attend the Residential College registration on the designated date.

Pastikan anda membawa semua dokumen yang dikehendaki terutamanya :
Make sure you bring along all required documents, particularly:

1. Surat Tawaran Kemasukan
Admission Offer Letter
2. Slip Pendaftaran e-Daftar
Slip of e-Daftar Registration

Sila muatnaik salinan dokumen seperti senarai dibawah ke link berikut: muat naik dokumen
Please upload copies of the documents listed below to the following link:

1. UNIMAS ICT Code Of Conduct
2. Salinan Surat Tawaran
3. Salinan Slip Pembayaran
4. Salinan Kad Pengenalan
5. Salinan Sijil Kelahiran
6. Salinan Sijil SPM
7. Salinan Sijil-Sijil Akademik
8. Salinan Slip Keputusan MUET
9. Borang Perakuan Kebenaran Bus dan Pembedahan

Sekiranya saudara/saudari ingin mendapatkan Surat Pengesahan Pendaftaran Pelajar (bagi pengeluaran KWSP), permohonan boleh dibuat pada capaian berikut:
Request for Confirmation Letter of Student Registration (for EPF withdrawal) can be made via:
<https://vlepf@unimas.my/>

Tahniah! Pendaftaran Telah Selesai. KLIK DI SINI.

Universiti Malaysia Sarawak © 2025

Telah mendaftar

UNIVERSITI MALAYSIA SARAWAK

Pendaftaran Kemasukan Pelajar Baharu

Contact Us Logout

★ **Anda telah berjaya mendaftar.**
You are successfully registered.

Anda telah mendaftar sebagai pelajar Universiti Malaysia Sarawak sebelum ini. Anda hanya perlu mendaftar sekali sahaja. Sila pastikan anda hadir ke pendaftaran Kolej Kediaman seperti butiran berikut.
You have to register as a student of Universiti Malaysia Sarawak before. You only have to register once. Please make sure you attend Residential College registration based on the following details:

Pastikan anda membawa semua dokumen yang dikehendaki terutamanya :
Make sure you bring along all required documents, particularly:

1. Surat Tawaran
Offer Letter
2. Slip Pendaftaran e-Daftar
Slip of e-Daftar Registration

Sila muatnaik salinan dokumen seperti senarai dibawah ke link berikut: muat naik dokumen
Please upload copies of the documents listed below to the following link:

1. UNIMAS ICT Code Of Conduct
2. Salinan Surat Tawaran
3. Salinan Slip Pembayaran
4. Salinan Kad Pengenalan
5. Salinan Sijil Kelahiran
6. Salinan Sijil SPM
7. Salinan Sijil-Sijil Akademik
8. Salinan Slip Keputusan MUET
9. Borang Perakuan Kebenaran Bus dan Pembedahan

Sekiranya saudara/saudari ingin mendapatkan Surat Pengesahan Pendaftaran Pelajar (bagi pengeluaran KWSP), permohonan boleh dibuat pada capaian berikut:
Request for Confirmation Letter of Student Registration (for EPF withdrawal) can be made via:
<https://vlepf@unimas.my/>

Universiti Malaysia Sarawak © 2018